

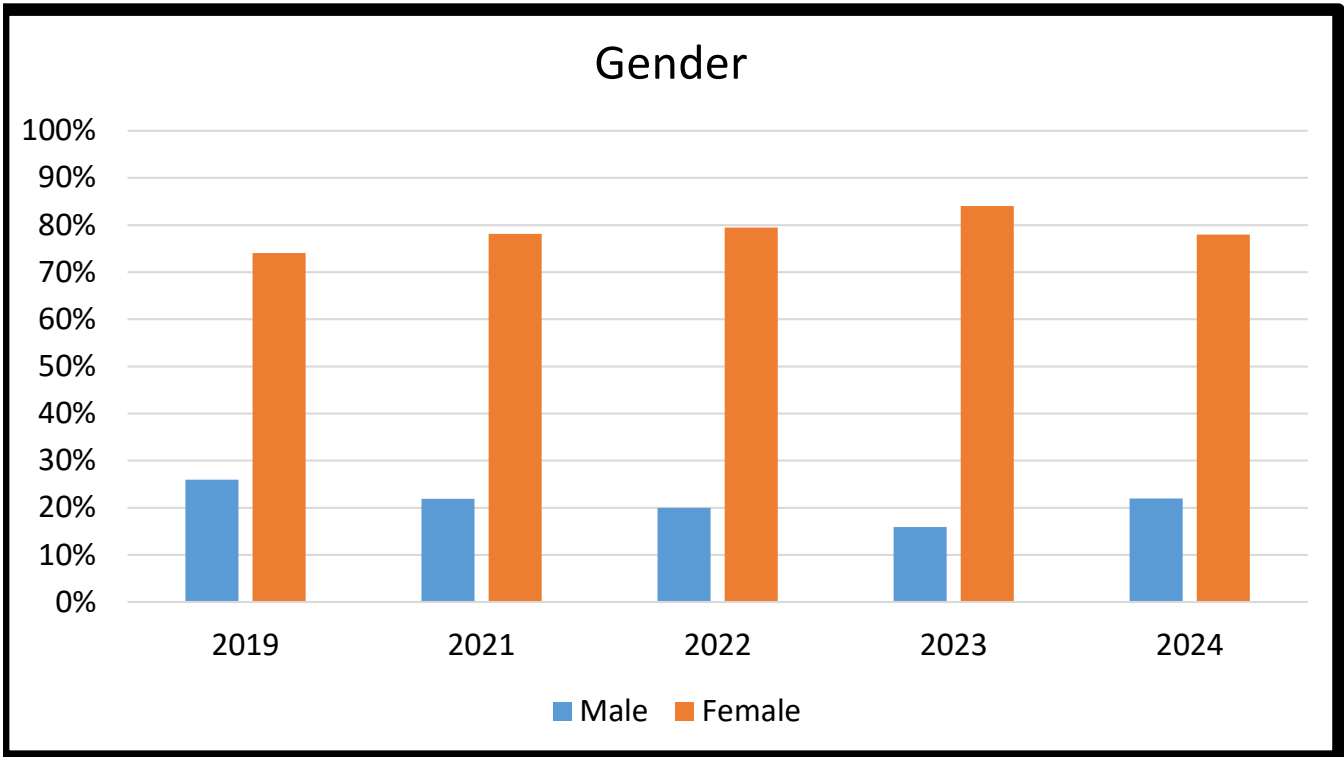
THREE RIVERS COLLEGE

GRADUATION SURVEY TREND DATA RESULTS

2019 - 2024

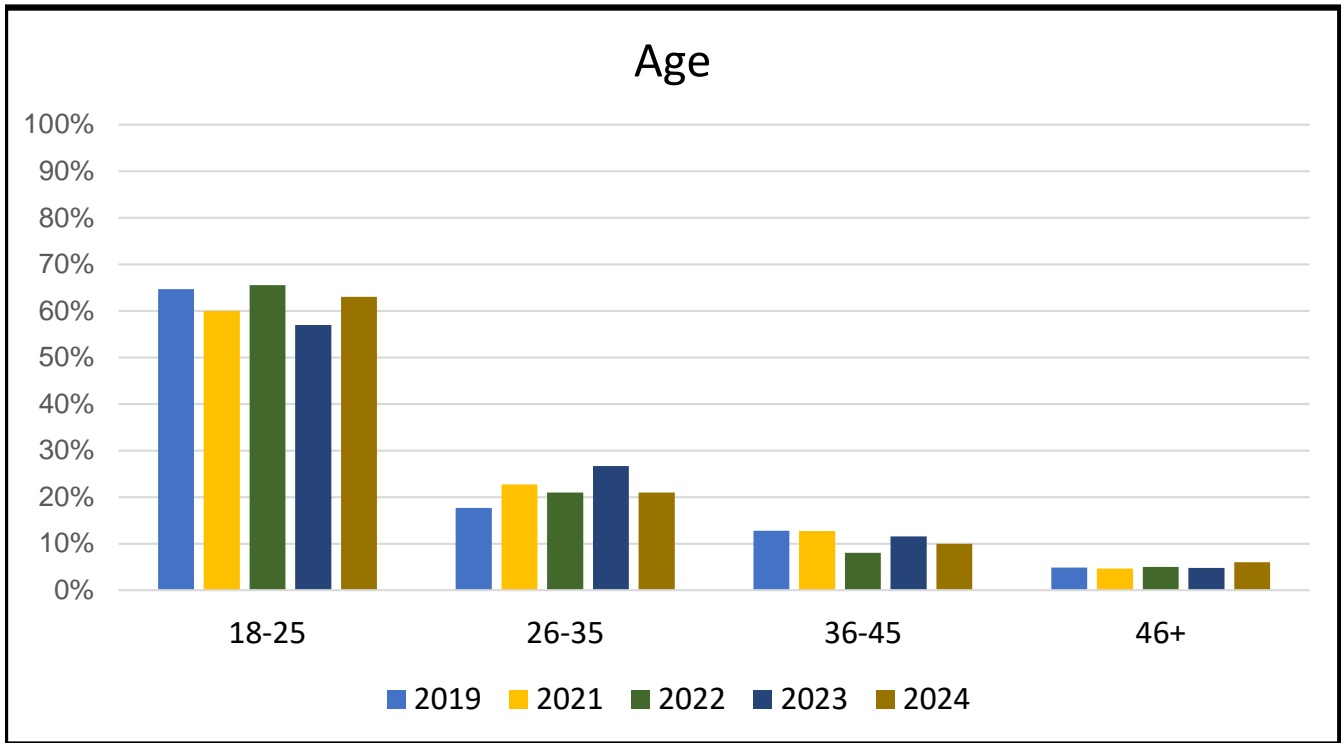
This report contains the trend data for the Three Rivers College Graduation Survey. The survey was not administered in 2020 due to the global pandemic and the cancellation of Commencement.

Three Rivers College
 Graduation Survey Trend Data 2019-2024



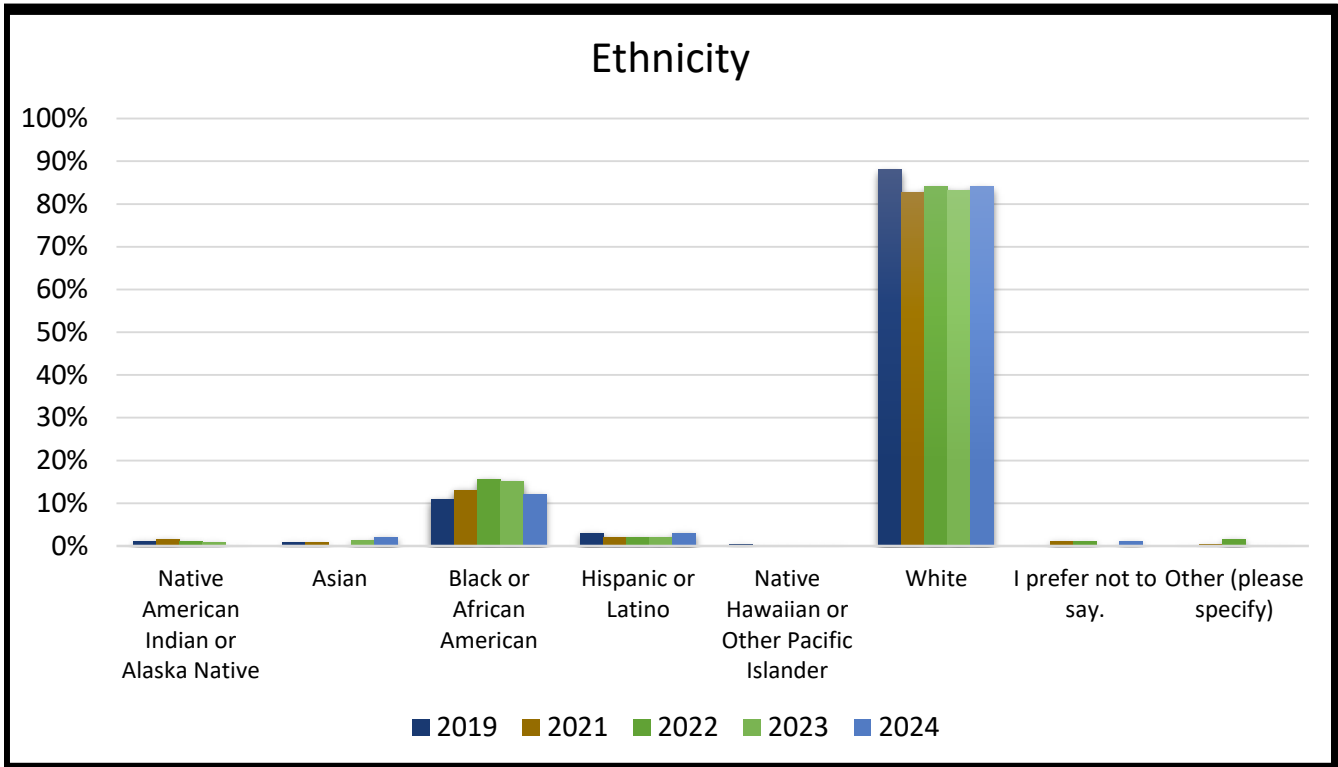
Gender					
	2019	2021	2022	2023	2024
Total # of Responses	266	260	200	251	225
Male	26%	22%	20%	16%	22%
Female	74%	78%	80%	84%	78%

Three Rivers College
 Graduation Survey Trend Data 2019-2024



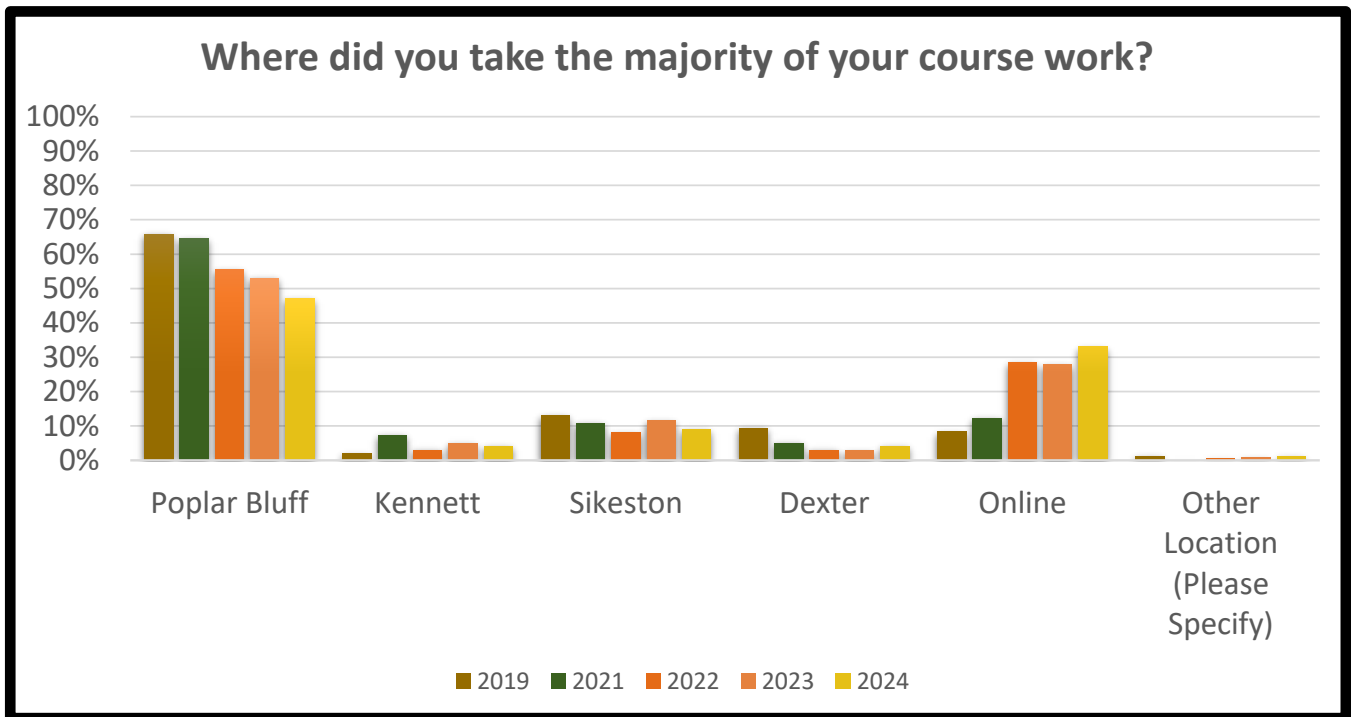
Age					
	2019	2021	2022	2023	2024
Total # of Responses	266	260	200	251	225
18-25	65%	60%	66%	57%	63%
26-35	18%	23%	21%	27%	21%
36-45	13%	13%	8%	12%	10%
46+	5%	5%	5%	5%	6%

Three Rivers College
 Graduation Survey Trend Data 2019-2024

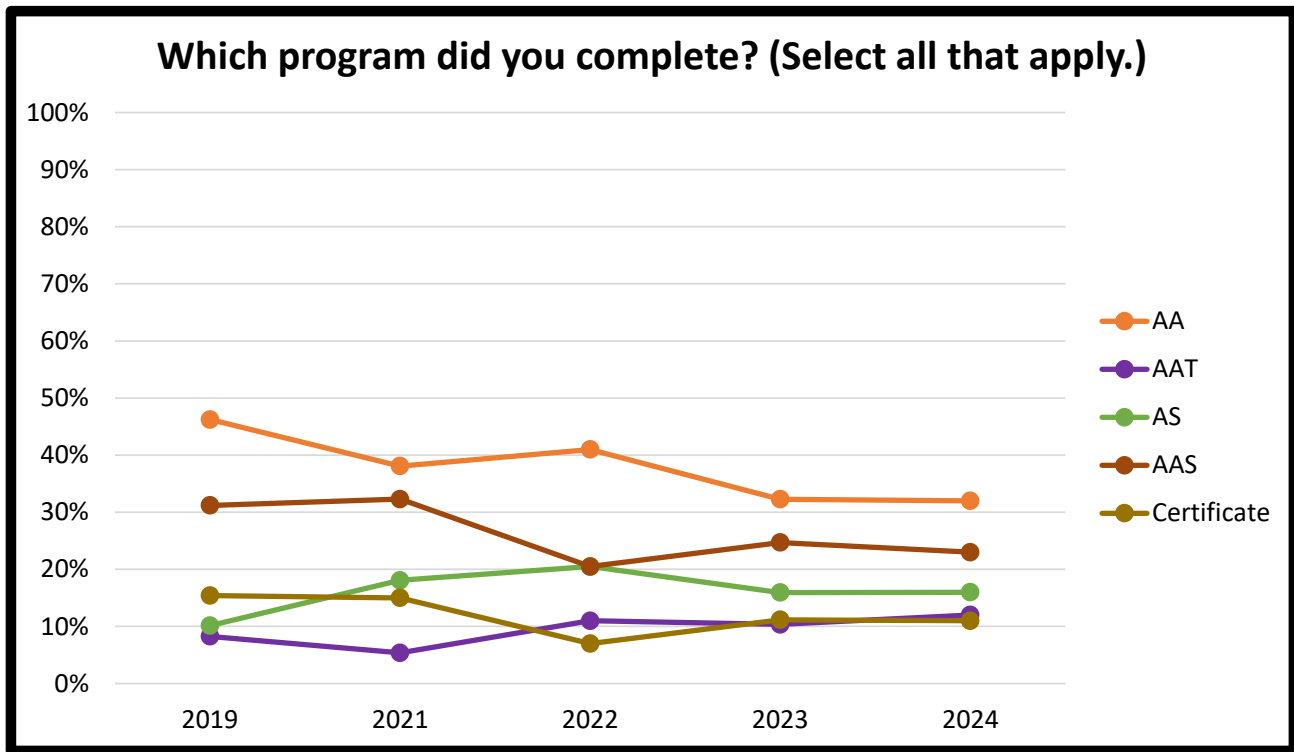


Ethnicity (Select all that apply)					
	2019	2021	2022	2023	2024
Total # of Responses	266	260	200	251	225
Native American Indian or Alaska Native	1%	2%	1%	1%	0%
Asian	1%	1%	0%	1%	2%
Black or African American	11%	13%	16%	15%	12%
Hispanic or Latino	3%	2%	2%	2%	3%
Native Hawaiian or Other Pacific Islander	0%	0%	0%	0%	0%
White	88%	83%	84%	83%	84%
I prefer not to say.	-	1%	1%	0%	1%
Other (please specify)	0%	0%	2%	0%	0%

Three Rivers College
 Graduation Survey Trend Data 2019-2024

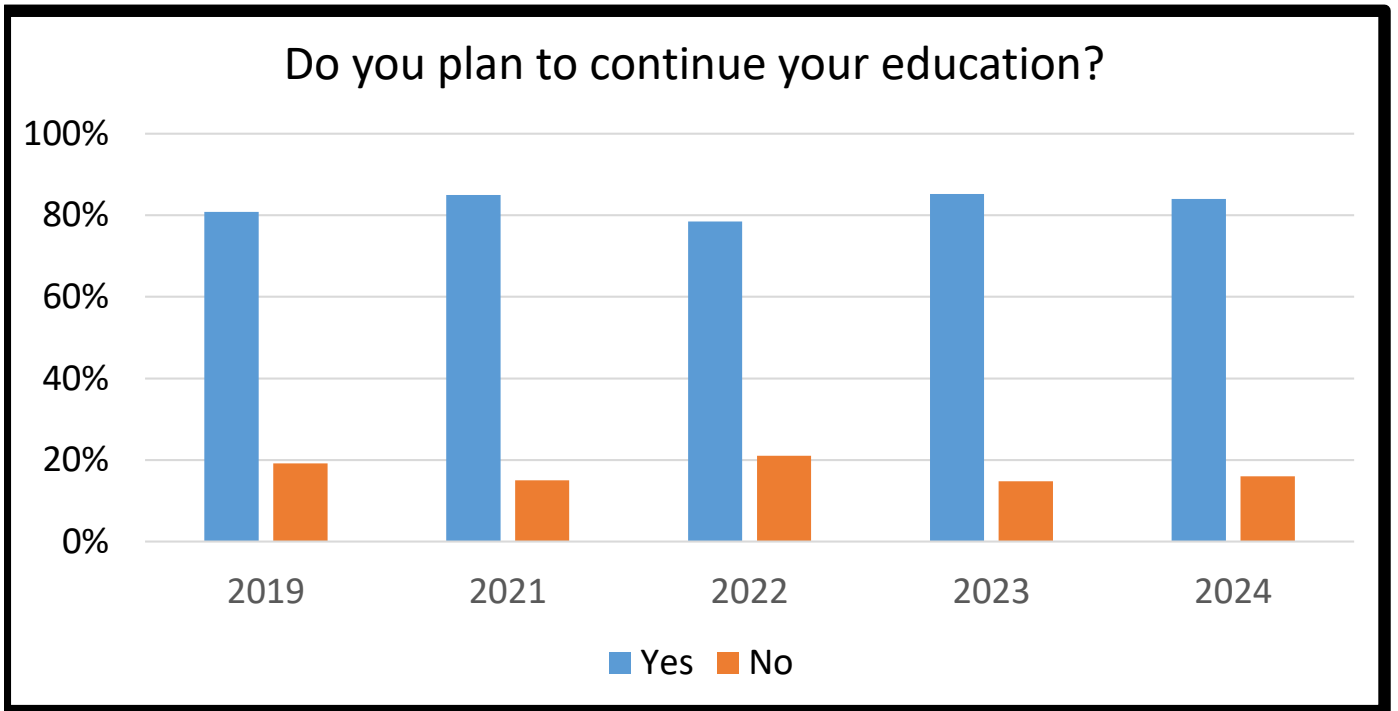


Where did you take the majority of your course work?					
	2019	2021	2022	2023	2024
Total # of Responses	266	260	200	251	225
Poplar Bluff	66%	65%	56%	53%	47%
Kennett	2%	7%	3%	5%	4%
Sikeston	13%	11%	8%	12%	9%
Dexter	9%	5%	3%	3%	4%
Online	8%	12%	29%	28%	33%
Other Location (Please Specify)	1%	0%	1%	1%	1%



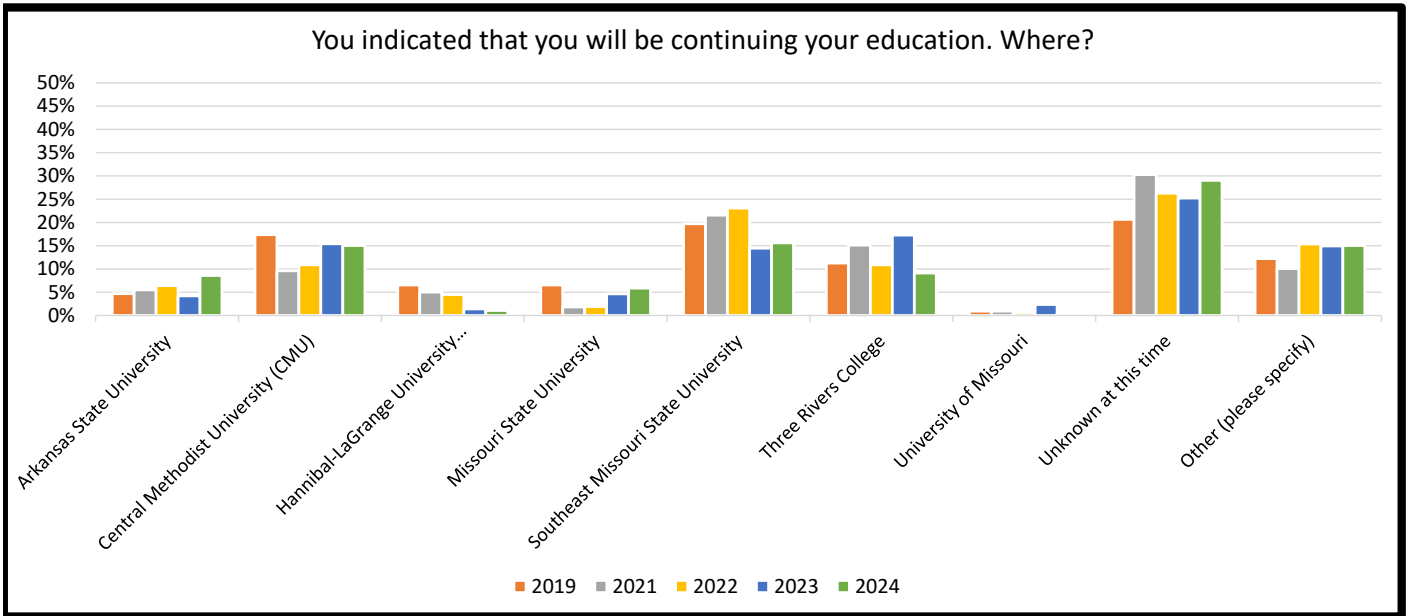
Which program did you complete?					
	2019	2021	2022	2023	2024
Total # of Responses	266	260	200	251	225
AA	46%	38%	41%	32%	32%
AAT	8%	5%	11%	10%	12%
AS	10%	18%	21%	16%	16%
AAS	31%	32%	21%	25%	23%
Certificate	15%	15%	7%	11%	11%
Other (Please Specify)	-	4%	10%	12%	12%

Other (please specify) Responses	
2024	AAS OTA, AAS Accounting, ADN x4, Health Sciences x10, General Studies x3, Diesel Tech, Business Administration x3, Education,



Do you plan to continue your education?					
	2019	2021	2022	2023	2024
Total # of Responses	266	260	200	251	225
Yes	81%	85%	79%	85%	84%
No	19%	15%	21%	15%	16%

Three Rivers College
Graduation Survey Trend Data 2019-2024



You indicated that you will be continuing your education. Where?

	2019	2021	2022	2023	2024
Total # of Responses	213	218	156	214	186
Arkansas State University	5%	6%	6%	4%	9%
Central Methodist University (CMU)	17%	10%	11%	15%	15%
Hannibal-LaGrange University (HLGU)	7%	5%	5%	1%	1%
Missouri State University	7%	2%	2%	5%	6%
Southeast Missouri State University	20%	22%	23%	14%	16%
Three Rivers College	11%	15%	11%	17%	9%
University of Missouri	1%	1%	1%	2%	1%
Unknown at this time	21%	30%	26%	25%	29%
Other (please specify)	12%	10%	15%	15%	15%

You indicated that you will be continuing your education. Where?

2024

La Tech university

Stephens college

St.Bonaventure university

Savannah State University

Murray State

Charleston Southern University

United States Sports Academy

United States Sports Academy

Lineman work

Arkansas Northeastern

Wgu

University of the cumberlands

UT Health Houston

John A Logan and SIU

No idea

Lincoln University

University of Tennessee at Martin

Not sure

Southern Illinois University Edwardsville

SIUE

Evangel University

unsure

Lora's College

grand canyon university

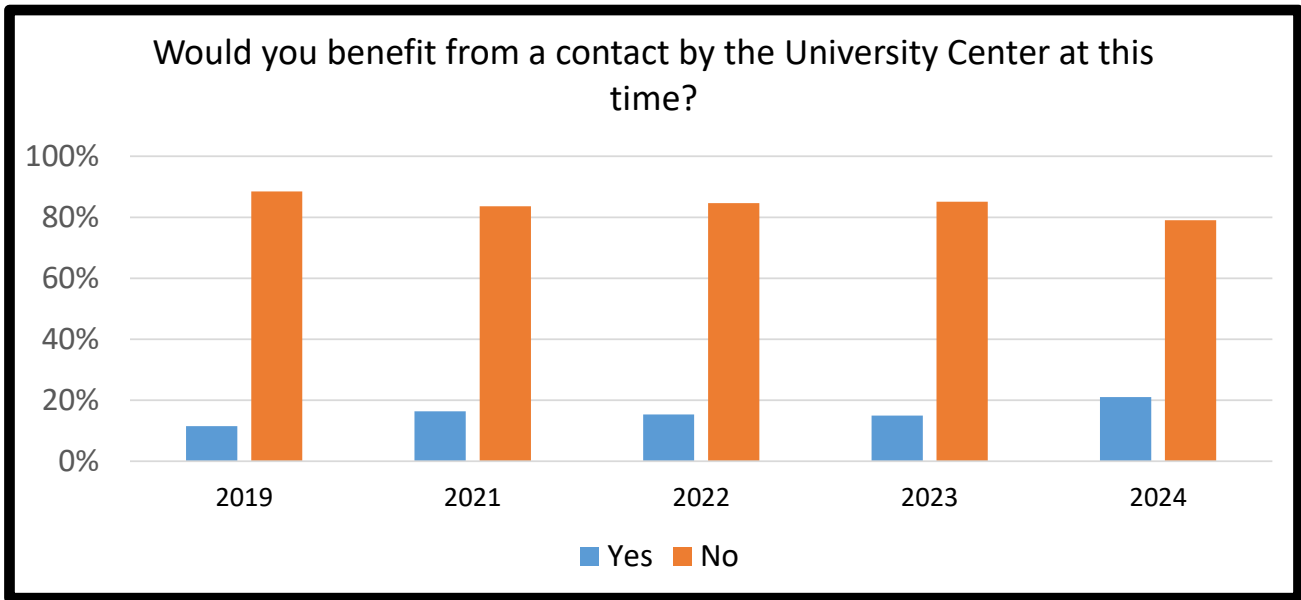
Eckerd College

Missouri s&t

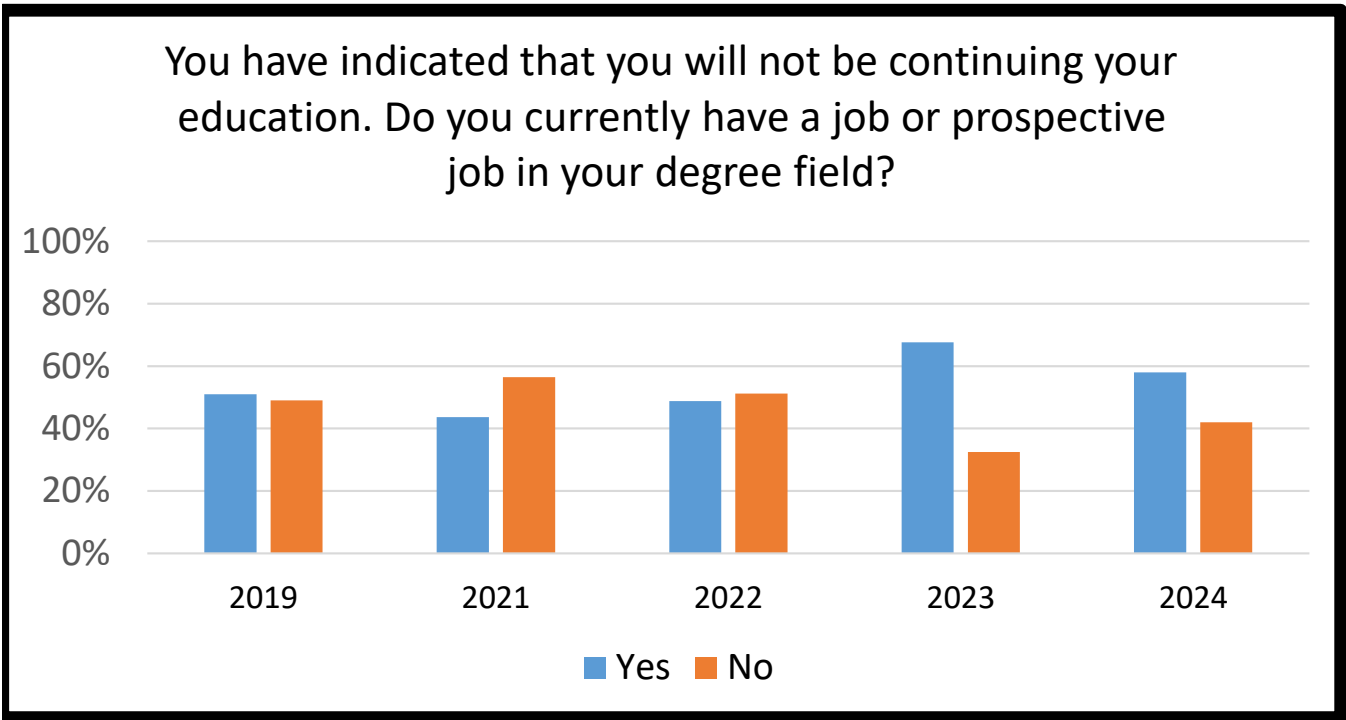
Embry Riddle Aeronautical University - Daytona Florida

Southern Illinois University-Carbondale

Three Rivers College
 Graduation Survey Trend Data 2019-2024

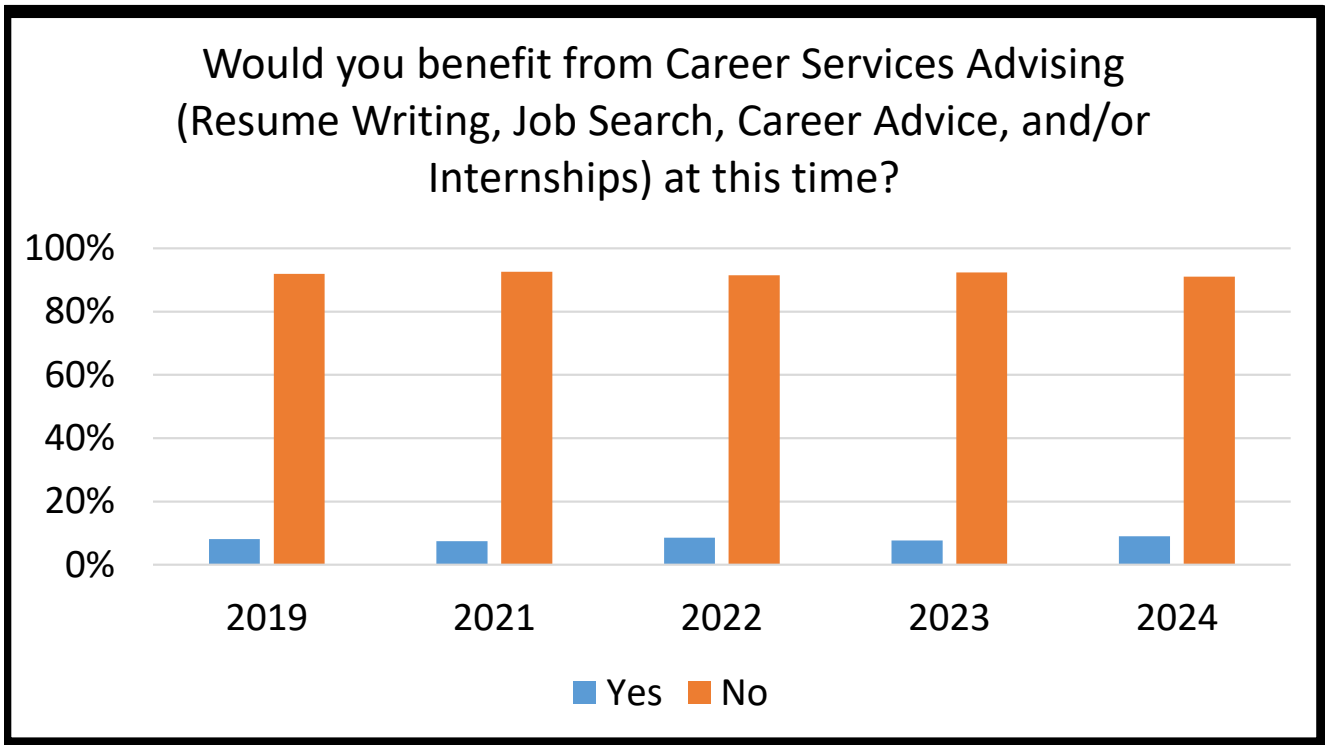


Would you benefit from a contact by the University Center at this time?					
	2019	2021	2022	2023	2024
Total # of Responses	208	214	156	214	185
Yes	12%	16%	15%	15%	21%
No	88%	84%	85%	85%	79%



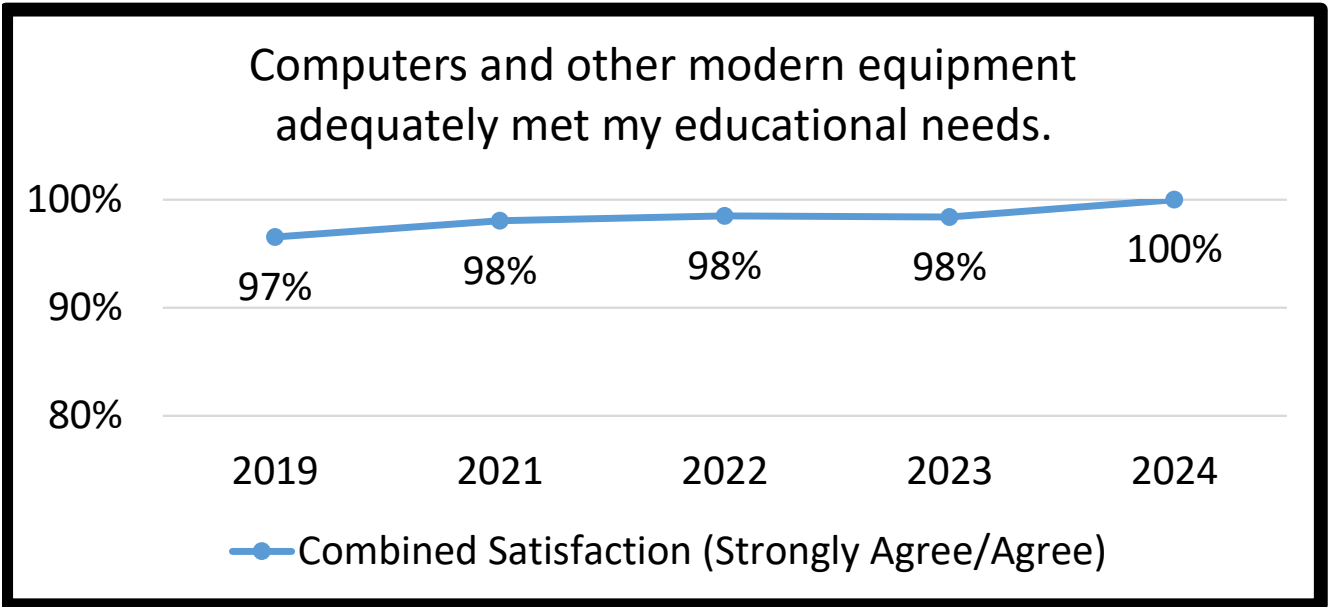
You have indicated that you will not be continuing your education. Do you currently have a job or prospective job in your degree field?

	2019	2021	2022	2023	2024
Total # of Responses	51	39	43	37	38
Yes	51%	44%	49%	68%	58%
No	49%	56%	51%	32%	42%



Would you benefit from Career Services Advising (Resume Writing, Job Search, Career Advice, and/or Internships) at this time?

	2019	2021	2022	2023	2024
Total # of Responses	261	257	199	249	222
Yes	8%	7%	9%	8%	9%
No	92%	93%	91%	92%	91%



Computers and other modern equipment adequately met my educational needs.

	2019	2021	2022	2023	2024
Total # of Responses	261	257	199	249	222
Strongly Agree	50%	52%	54%	63%	55%
Agree	47%	46%	44%	35%	45%
Disagree	3%	1%	1%	1%	<1%
Strongly Disagree	1%	1%	1%	1%	<1%

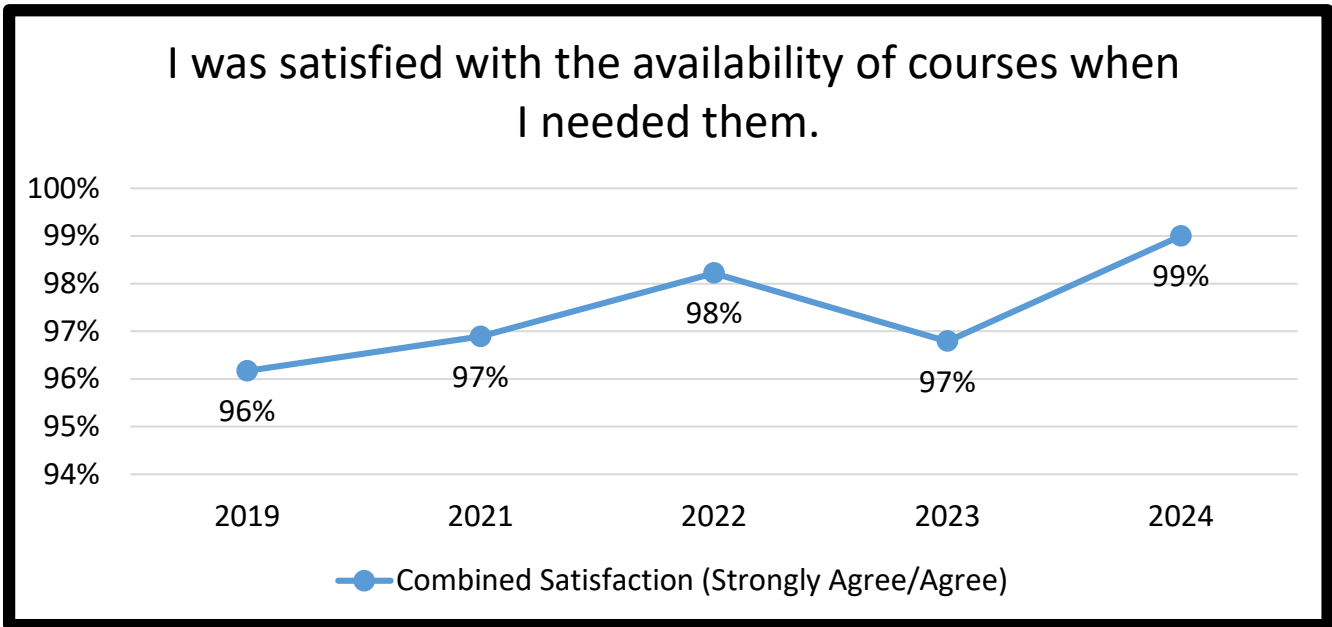
	2019	2021	2022	2023	2024
Combined Satisfaction	97%	98%	98%	98%	100%

Three Rivers College
 Graduation Survey Trend Data 2019-2024



Overall, I have been treated with respect by Faculty and Staff					
	2019	2021	2022	2023	2024
Total # of Responses	261	257	199	249	222
Strongly Agree	62%	63%	67%	74%	68%
Agree	36%	37%	32%	24%	32%
Disagree	1%	0%	1%	1%	<1%
Strongly Disagree	0%	0%	1%	1%	0%

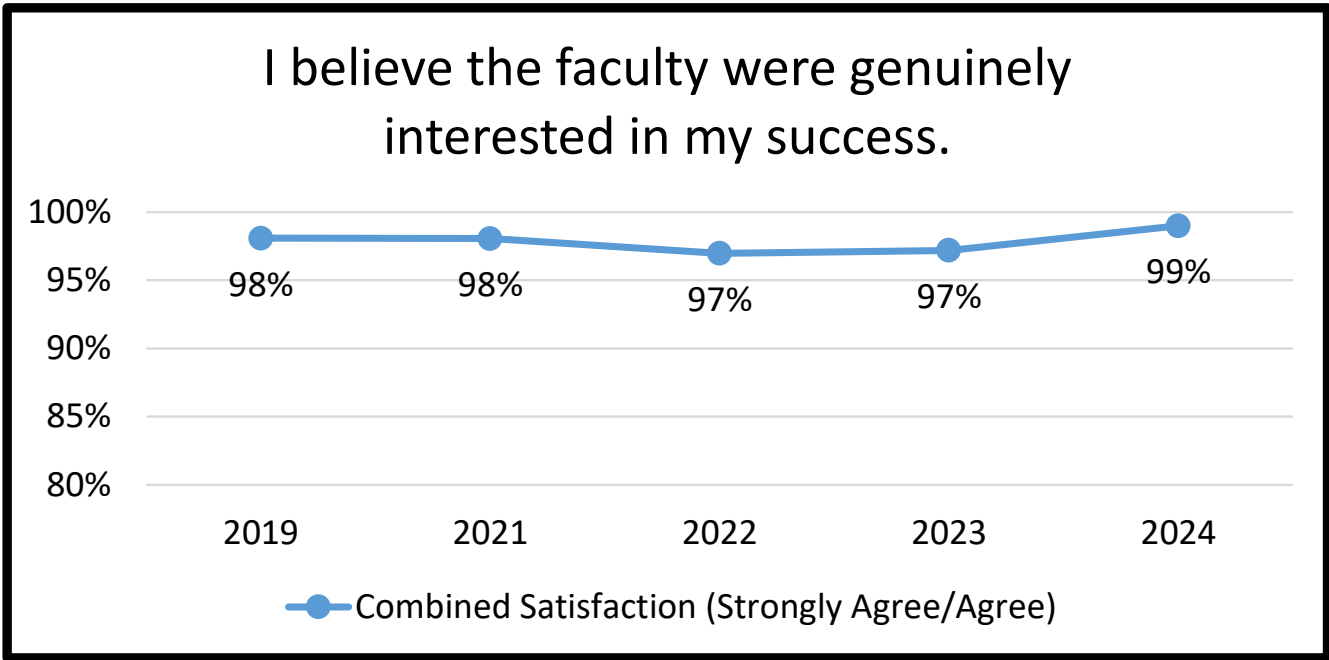
	2019	2021	2022	2023	2024
Combined Satisfaction	98%	100%	99%	98%	100%



I was satisfied with the availability of courses when I needed them.

	2019	2021	2022	2023	2024
Total # of Responses	261	257	199	249	222
Strongly Agree	49%	52%	55%	67%	59%
Agree	47%	45%	43%	30%	40%
Disagree	4%	2%	1%	3%	1%
Strongly Disagree	0%	1%	1%	0%	0%

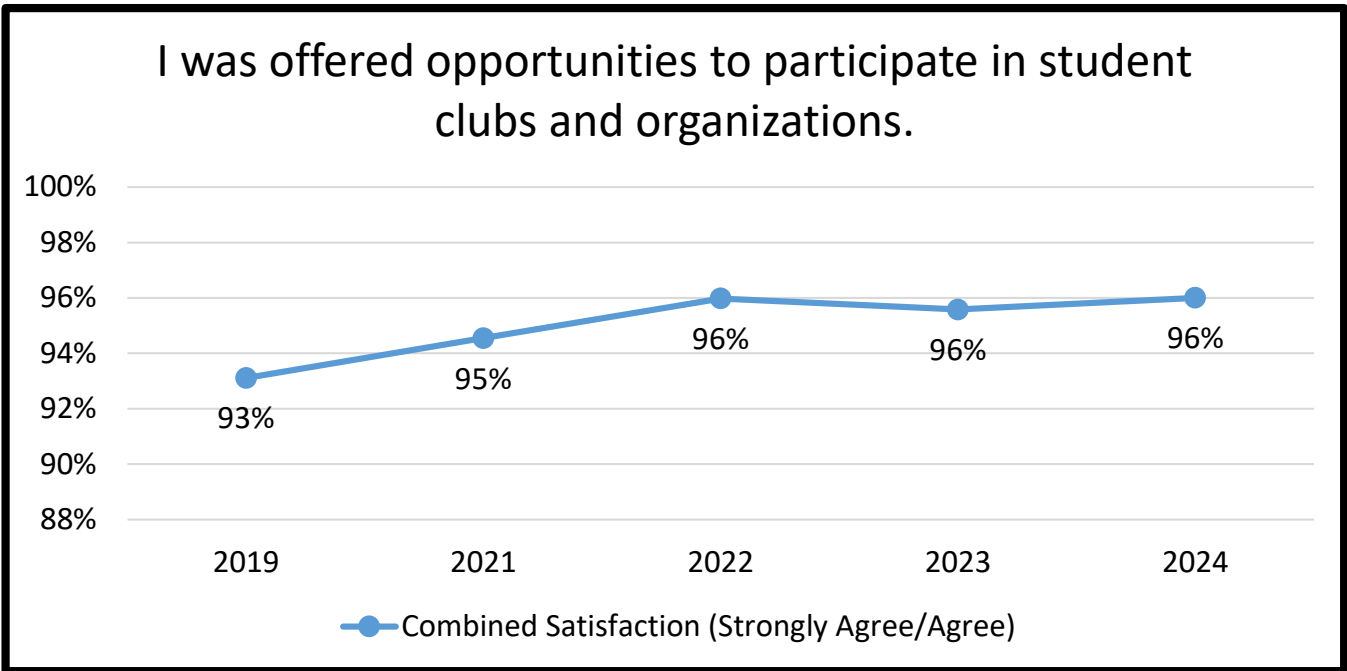
	2019	2021	2022	2023	2024
Combined Satisfaction	96%	97%	98%	97%	99%



I believe the faculty were genuinely interested in my success.

	2019	2021	2022	2023	2024
Total # of Responses	261	257	199	249	222
Strongly Agree	54%	57%	60%	70%	59%
Agree	44%	41%	37%	27%	40%
Disagree	2%	2%	2%	2%	1%
Strongly Disagree	0%	0%	1%	1%	0%

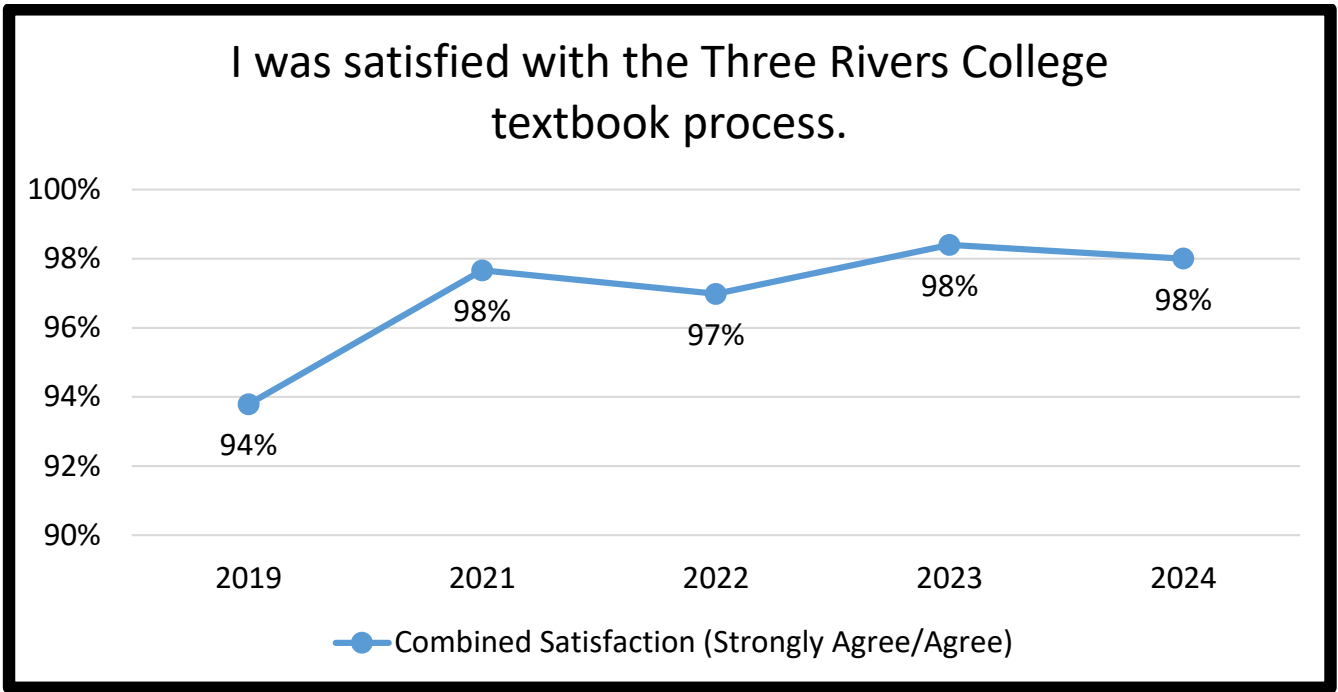
	2019	2021	2022	2023	2024
Combined Satisfaction	98%	98%	97%	97%	99%



I was offered opportunities to participate in student clubs and organizations.

	2019	2021	2022	2023	2024
Totally # of Responses	261	257	199	249	222
Strongly Agree	43%	47%	52%	59%	52%
Agree	50%	48%	44%	37%	44%
Disagree	6%	5%	3%	4%	4%
Strongly Disagree	1%	1%	1%	0%	0%

	2019	2021	2022	2023	2024
Combined Satisfaction	93%	95%	96%	96%	96%



I was satisfied with the Three Rivers College textbook process.					
Year	2019	2021	2022	2023	2024
Total # of Responses	261	257	199	249	222
Strongly Agree	48%	51%	53%	64%	56%
Agree	46%	46%	44%	35%	42%
Disagree	7%	1%	2%	1%	2%
Strongly Disagree	0%	1%	1%	0%	0%

	2019	2021	2022	2023	2024
Combined Satisfaction	94%	98%	97%	98%	98%

Three Rivers College
Graduation Survey Trend Data 2019-2024

2023						
Please rate your level of satisfaction with the following services at Three Rivers College.						
	Total Responses	Very Satisfied	Satisfied	Dissatisfied	Very Dissatisfied	N/A
Advising	247	70%	27%	2%	0%	1%
Financial Aid	247	68%	27%	1%	1%	3%
Student Accounts	246	65%	30%	0%	1%	4%
Testing Center	247	62%	32%	0%	1%	5%
College Store	247	66%	29%	1%	0%	4%
Career Services	247	58%	26%	0%	0%	16%
Registrar's Office	248	67%	28%	0%	0%	5%
Welcome Center	247	69%	26%	1%	0%	4%
Public Safety	246	63%	27%	1%	0%	9%
Technology Services	247	66%	29%	0%	0%	5%
Library Services	247	65%	26%	1%	0%	8%
Tutoring Services	247	55%	24%	2%	1%	18%
University Center	247	59%	26%	0%	0%	15%

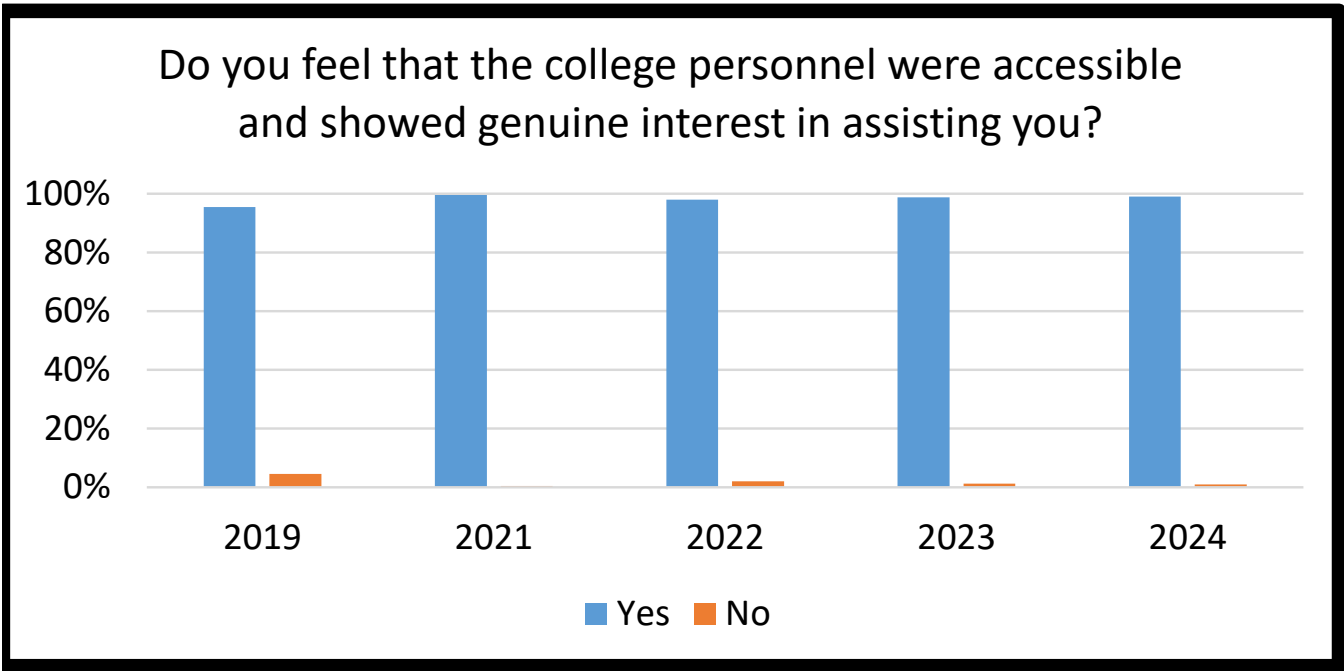
2024						
Please rate your level of satisfaction with the following services at Three Rivers College.						
	Total Responses	Very Satisfied	Satisfied	Dissatisfied	Very Dissatisfied	N/A
Advising	221	64%	33%	2%	0%	1%
Financial Aid	221	67%	30%	1%	0%	2%
Student Accounts	221	62%	36%	0%	0%	2%
Testing Center	221	55%	38%	0%	0%	7%
College Store	221	59%	35%	1%	0%	5%
Career Services	221	51%	35%	0%	0%	14%
Registrar's Office	222	59%	37%	0%	0%	4%
Welcome Center	221	64%	32%	0%	0%	4%
Public Safety	222	57%	33%	1%	0%	9%
Technology Services	221	59%	35%	0%	0%	5%
Library Services	222	60%	33%	0%	0%	6%
Tutoring Services	222	50%	32%	0%	0%	17%
University Center	221	55%	33%	0%	0%	11%

Three Rivers College
Graduation Survey Trend Data 2019-2024

Please rate your level of satisfaction with the following services at
Three Rivers College.

Combined Satisfaction (Very Satisfied/Satisfied)					
	2019	2021	2022	2023	2024
Advising	96%	95%	93%	97%	97%
Financial Aid	92%	96%	97%	96%	97%
Student Accounts	95%	98%	95%	96%	98%
Testing Center	89%	84%	92%	94%	93%
College Store	96%	96%	97%	95%	94%
Career Services	86%	80%	85%	83%	86%
Registrar's Office	95%	95%	96%	95%	96%
Welcome Center	98%	97%	97%	95%	96%
Public Safety	92%	87%	90%	90%	90%
Technology Services	93%	92%	92%	95%	95%
Library Services	96%	93%	93%	91%	93%
Tutoring Services	85%	80%	81%	79%	82%
University Center	-	-	-	85%	87%

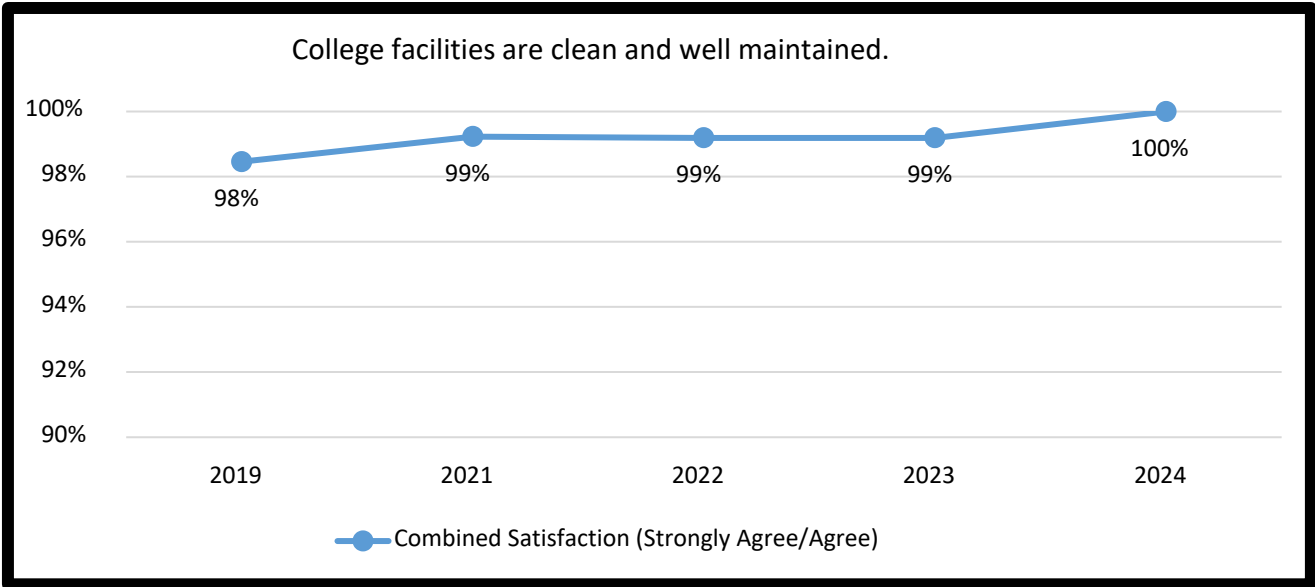
*University Center was added in 2023.



Do you feel that the college personnel were accessible and showed genuine interest in assisting you?

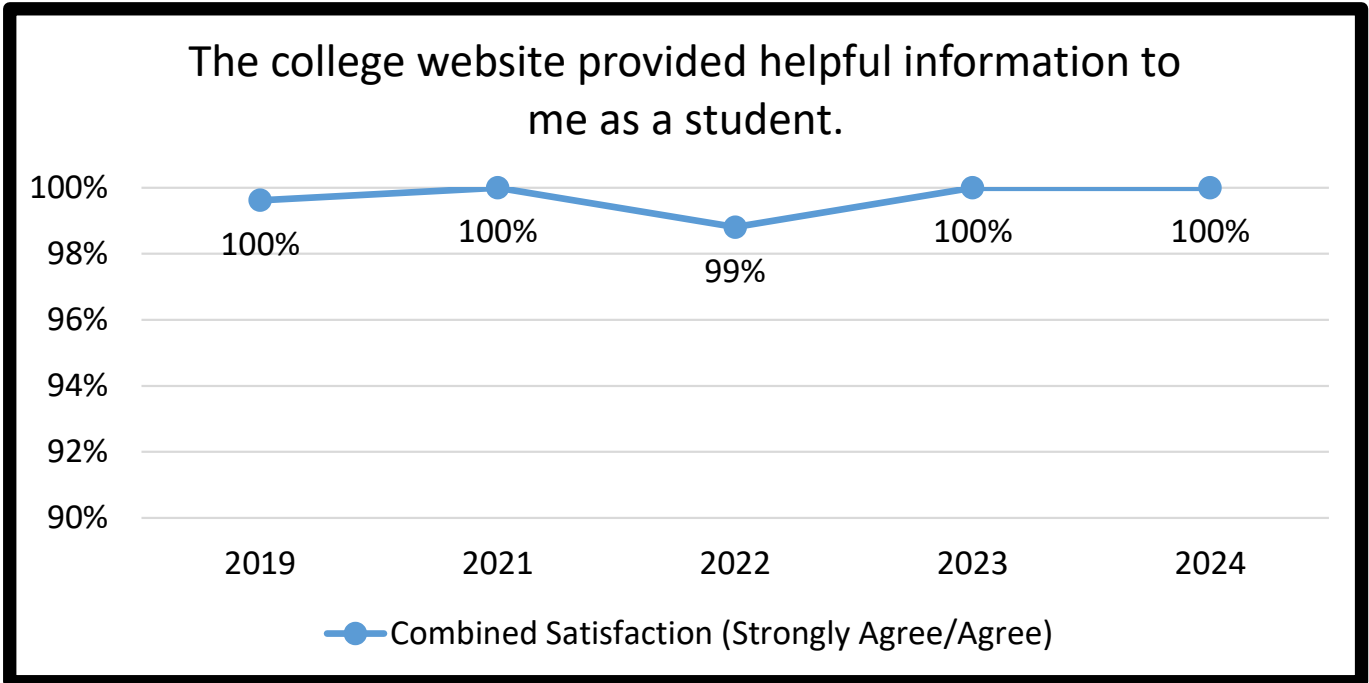
	2019	2021	2022	2023	2024
Total # of Responses	261	257	199	249	222
Yes	95%	100%	98%	99%	99%
No	5%	0%	2%	1%	1%

Three Rivers College
 Graduation Survey Trend Data 2019-2024



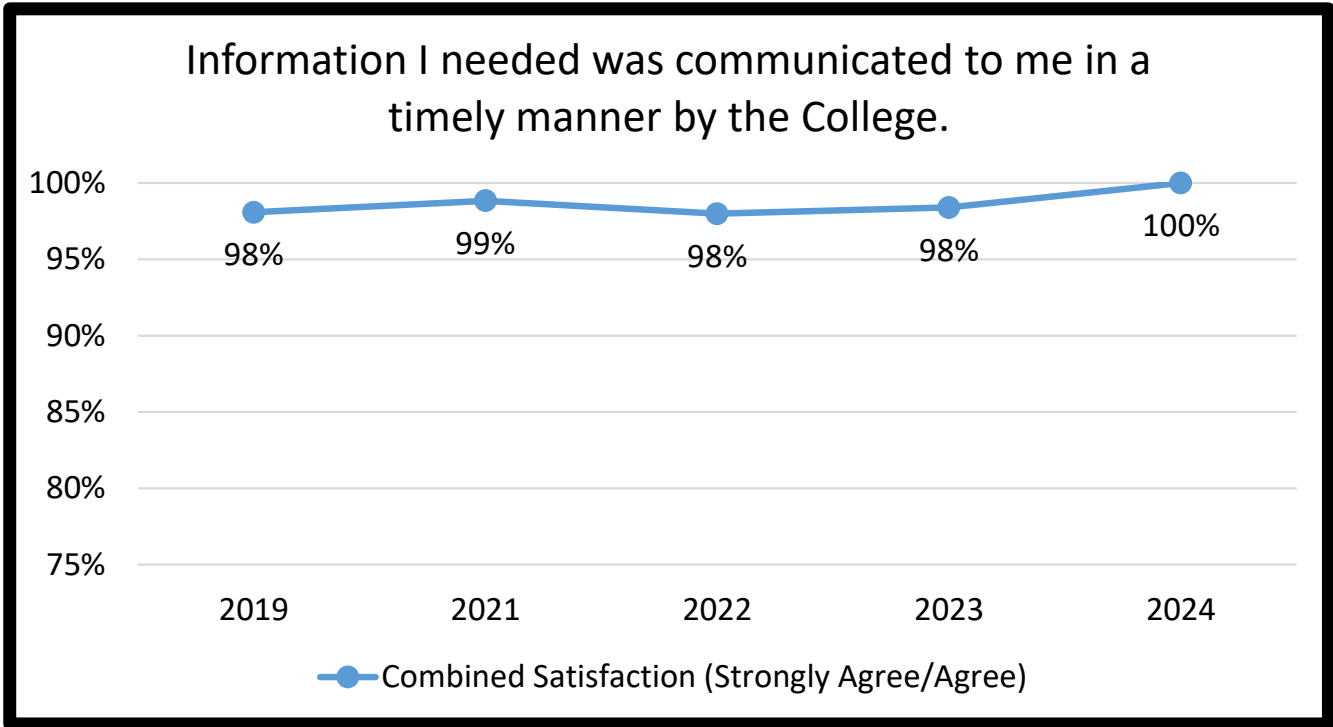
College facilities are clean and well maintained.					
	2019	2021	2022	2023	2024
Total # of Responses	261	257	199	248	221
Strongly Agree	59%	63%	62%	72%	67%
Agree	39%	36%	37%	27%	33%
Disagree	2%	1%	1%	1%	0%
Strongly Disagree	0%	0%	0%	0%	0%

	2019	2021	2022	2023	2024
Combined Satisfaction	98%	99%	99%	99%	100%



The college website provided helpful information to me as a student.					
	2019	2021	2022	2023	2024
Total # of Responses	261	257	199	248	221
Strongly Agree	57%	60%	63%	69%	64%
Agree	43%	40%	36%	31%	36%
Disagree	0%	0%	1%	0%	0%
Strongly Disagree	0%	0%	0%	0%	0%

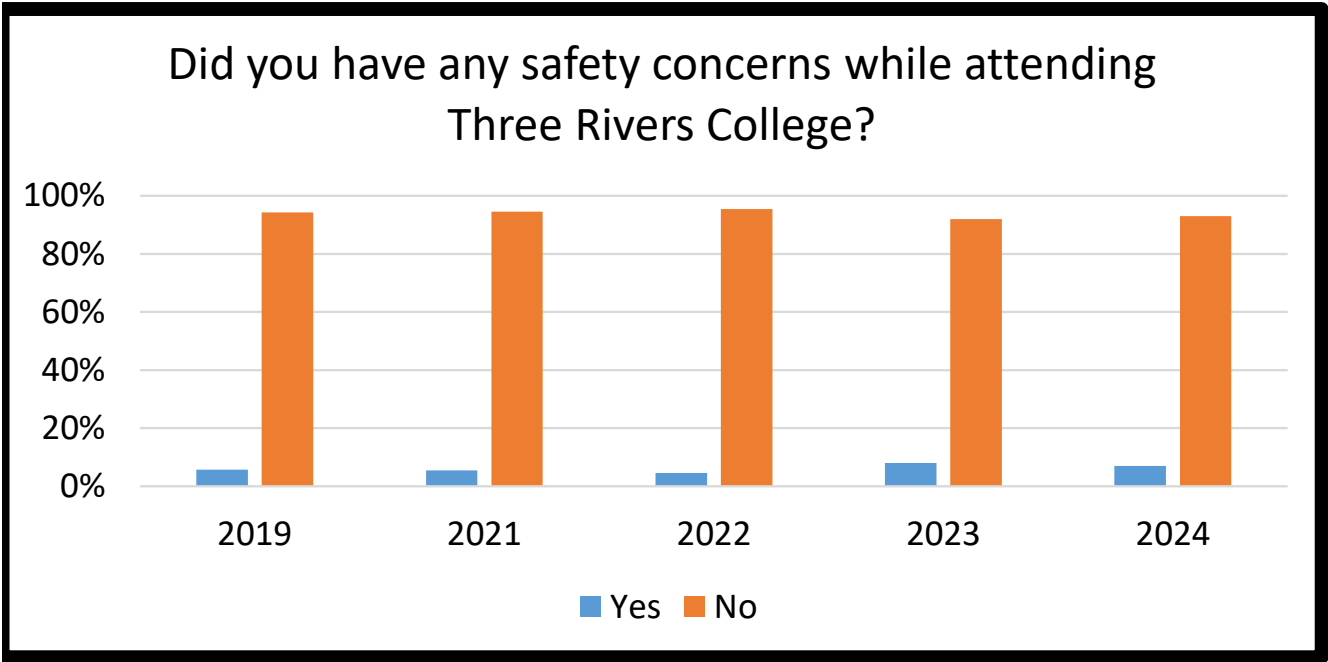
	2019	2021	2022	2023	2024
Combined Satisfaction	100%	100%	99%	100%	100%



Information I needed was communicated to me in a timely manner by the College.

	2019	2021	2022	2023	2024
Total # of Responses	261	257	199	248	221
Strongly Agree	54%	56%	59%	69%	62%
Agree	44%	42%	39%	29%	38%
Disagree	2%	1%	2%	2%	0%
Strongly Disagree	0%	0%	0%	0%	0%

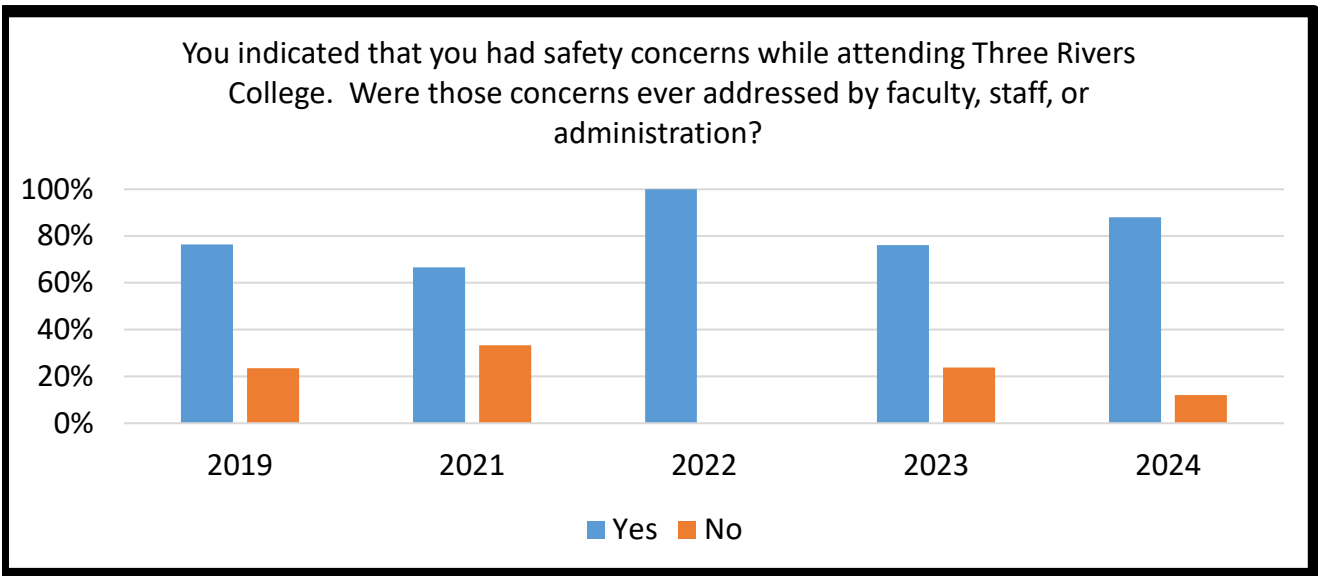
	2019	2021	2022	2023	2024
Combined Satisfaction	98%	99%	98%	98%	100%



Did you have any safety concerns while attending Three Rivers College?

	2019	2021	2022	2023	2024
Total # of Responses	261	257	199	248	221
Yes	6%	5%	5%	8%	7%
No	94%	95%	95%	92%	93%

Three Rivers College
 Graduation Survey Trend Data 2019-2024



You indicated that you had safety concerns while attending Three Rivers College. Were those concerns ever addressed by faculty, staff, or administration?

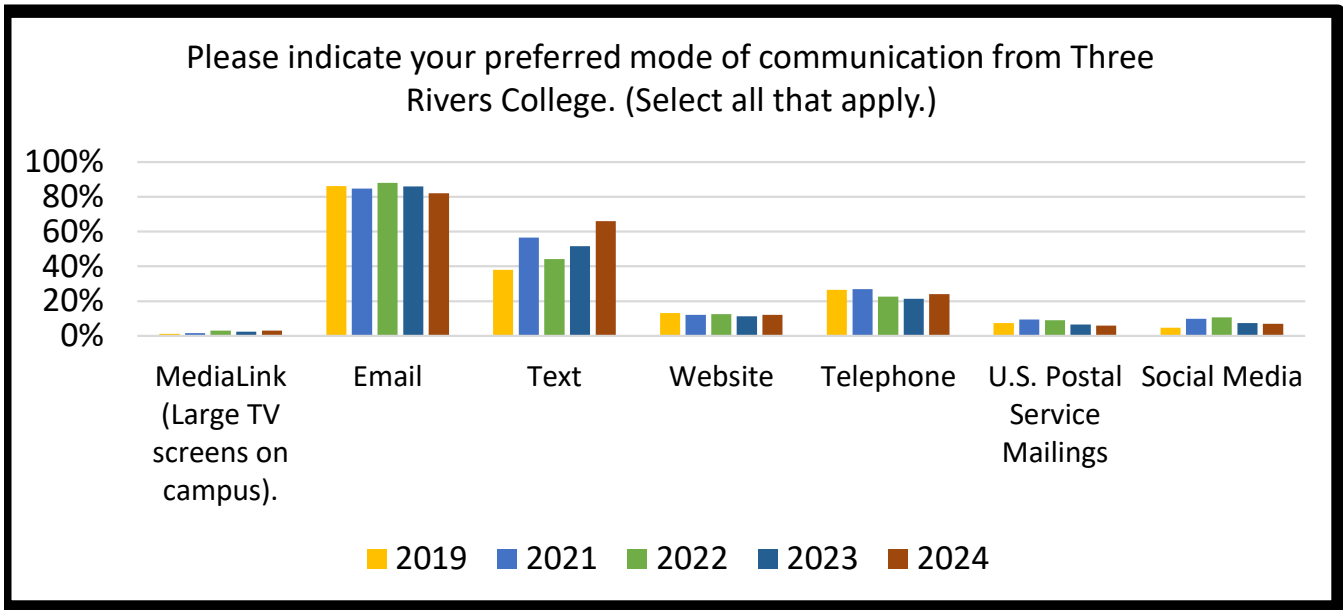
	2019	2021	2022	2023	2024
Total # of Responses	17	15	9	21	16
Yes	76%	67%	100%	76%	88%
No	24%	33%	0%	24%	12%

You indicated that you had safety concerns while attending Three Rivers College. Were those concerns ever addressed by faculty, staff, or administration?

2024

The door in the back of the workshop had its window broken and anyone could of opened the door at any time.

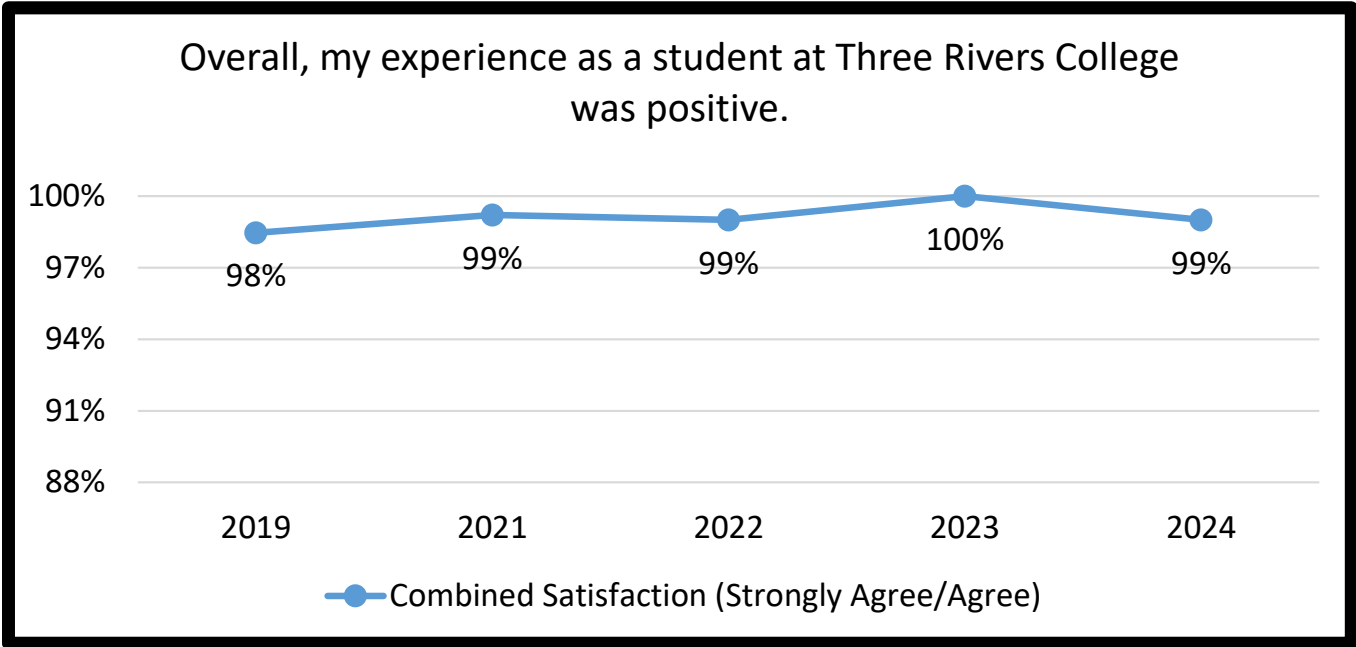
I experienced a hit and run and tried to get a hold of Public Safety and they would not get back with me. I tried to get camera footage that surrounds student parking.



Please indicate your preferred mode of communication from Three Rivers College. (Select all that apply.)

	2019	2021	2022	2023	2024
Total # of Responses	261	256	199	248	221
MediaLink (Large TV screens on campus).	1%	2%	3%	2%	3%
Email	86%	85%	88%	86%	82%
Text	38%	57%	44%	52%	66%
Website	13%	12%	13%	11%	12%
Telephone	26%	27%	23%	21%	24%
U.S. Postal Service Mailings	7%	9%	9%	6%	6%
Social Media	5%	10%	11%	7%	7%

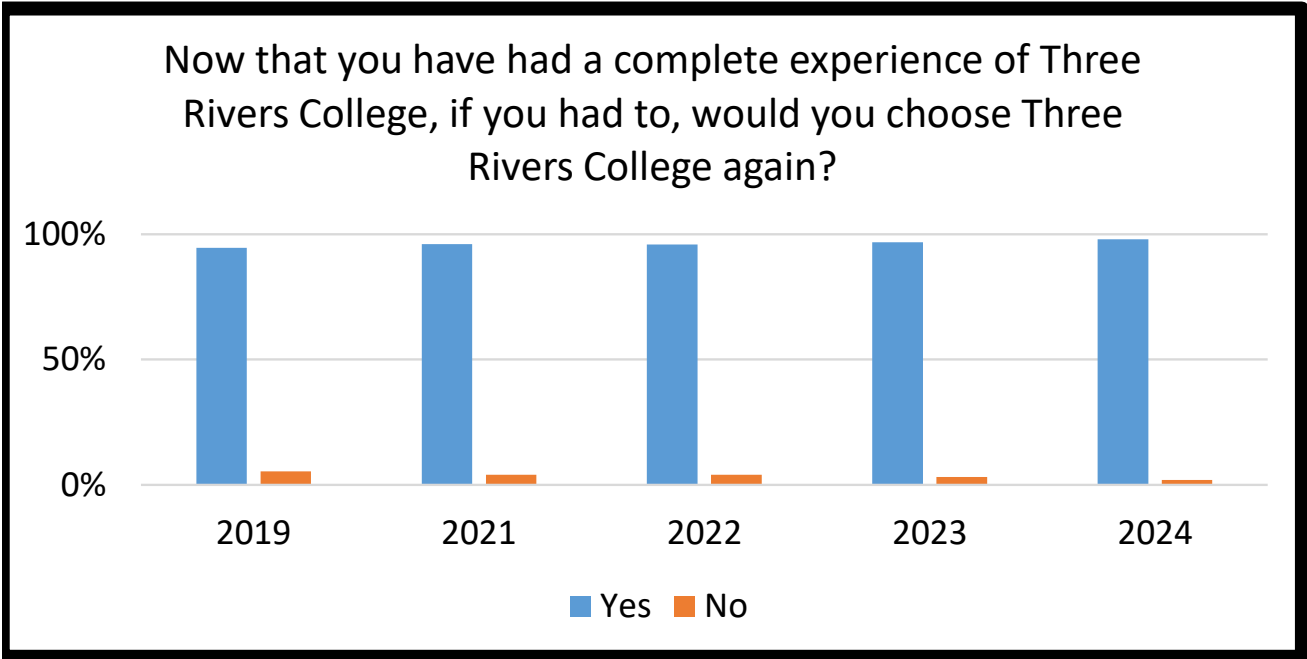
Three Rivers College
 Graduation Survey Trend Data 2019-2024



Overall, my experience as a student at Three Rivers College was positive.

	2019	2021	2022	2023	2024
Total # of Responses	261	256	199	248	221
Strongly Agree	59%	65%	68%	74%	68%
Agree	39%	34%	31%	26%	31%
Disagree	2%	1%	1%	0%	1%
Strongly Disagree	0%	0%	0%	0%	0%

	2019	2021	2022	2023	2024
Combined Satisfaction	98%	99%	99%	100%	99%



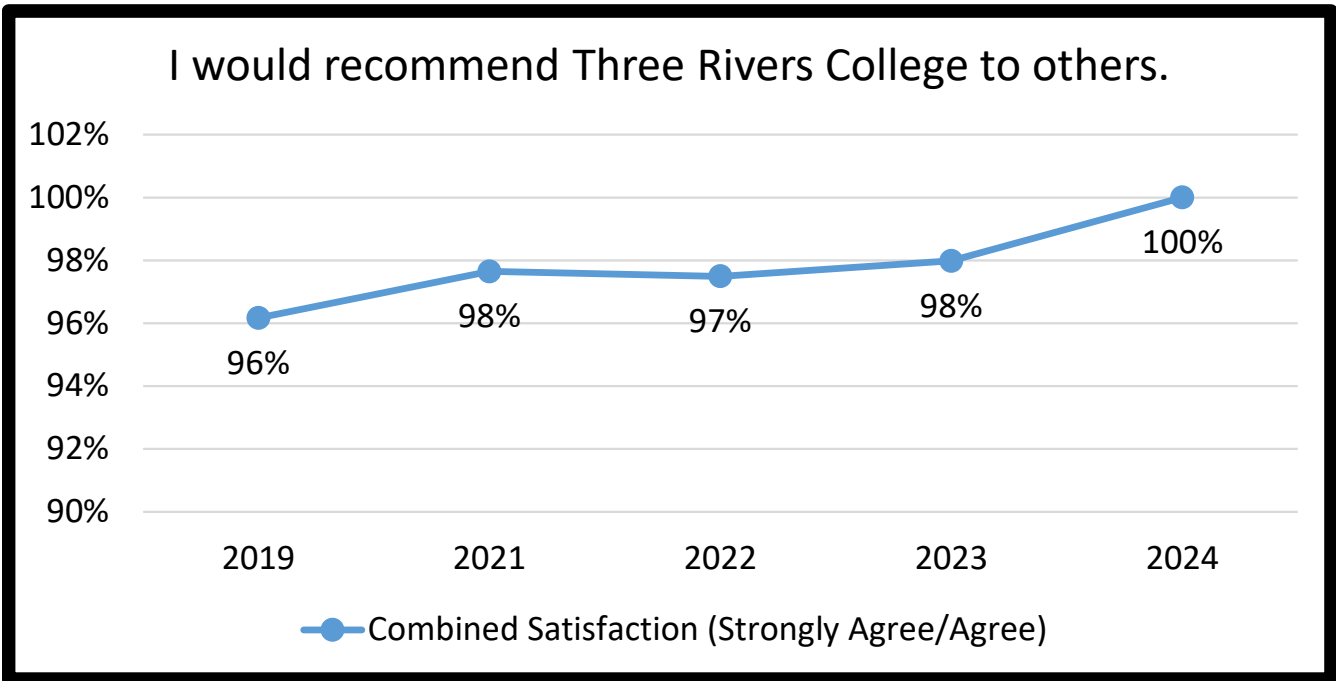
Now that you have had a complete experience of Three Rivers College, if you had to, would you choose Three Rivers College again?

	2019	2021	2022	2023	2024
Total # of Responses	258	251	196	248	221
Yes	95%	96%	96%	97%	98%
No	5%	4%	4%	3%	2%

Now that you have had a complete experience of Three Rivers College, if you had to, would you choose Three Rivers College again?
If No, please explain.

2024
Personally, community college isn't for me
These last semesters were nice

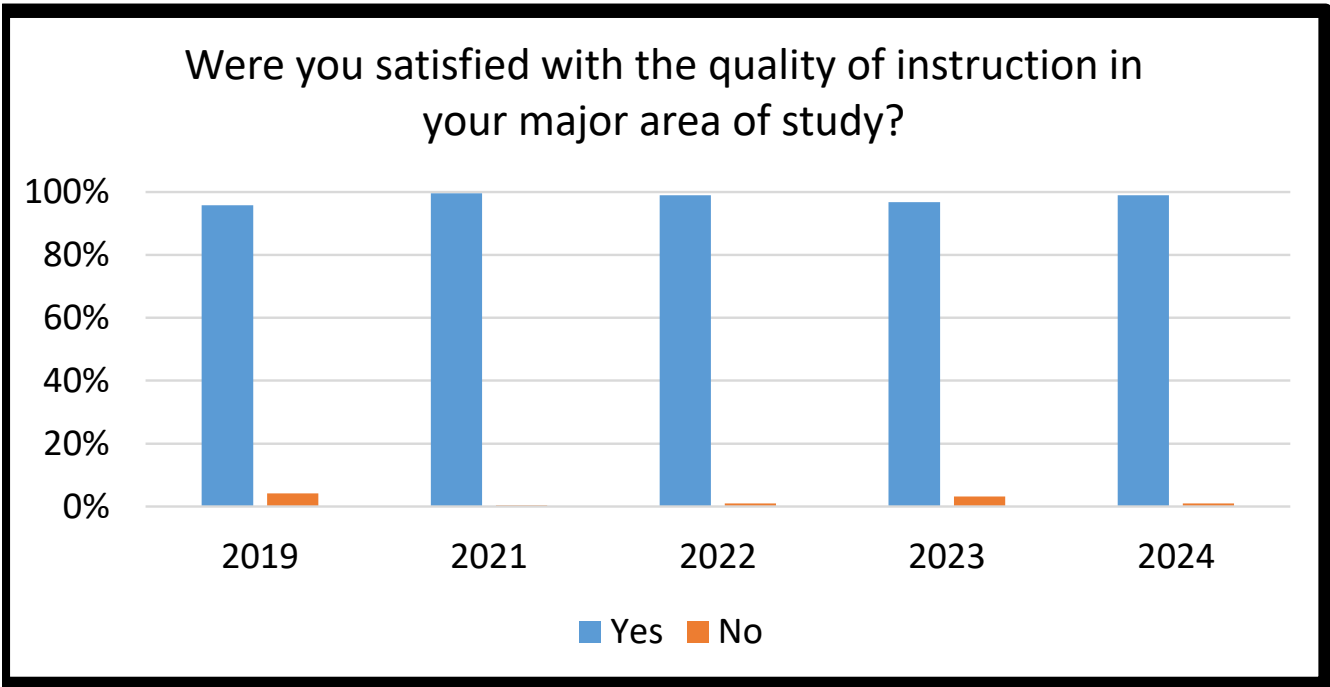
Three Rivers College
 Graduation Survey Trend Data 2019-2024



I would recommend Three Rivers College to others.

	2019	2021	2022	2023	2024
Total # of Responses	261	256	199	248	221
Strongly Agree	57%	64%	62%	70%	64%
Agree	39%	33%	35%	28%	36%
Disagree	3%	2%	2%	2%	<1%
Strongly Disagree	1%	0%	1%	0%	0%

	2019	2021	2022	2023	2024
Combined Satisfaction	96%	98%	97%	98%	100%



Were you satisfied with the quality of instruction in your major area of study?

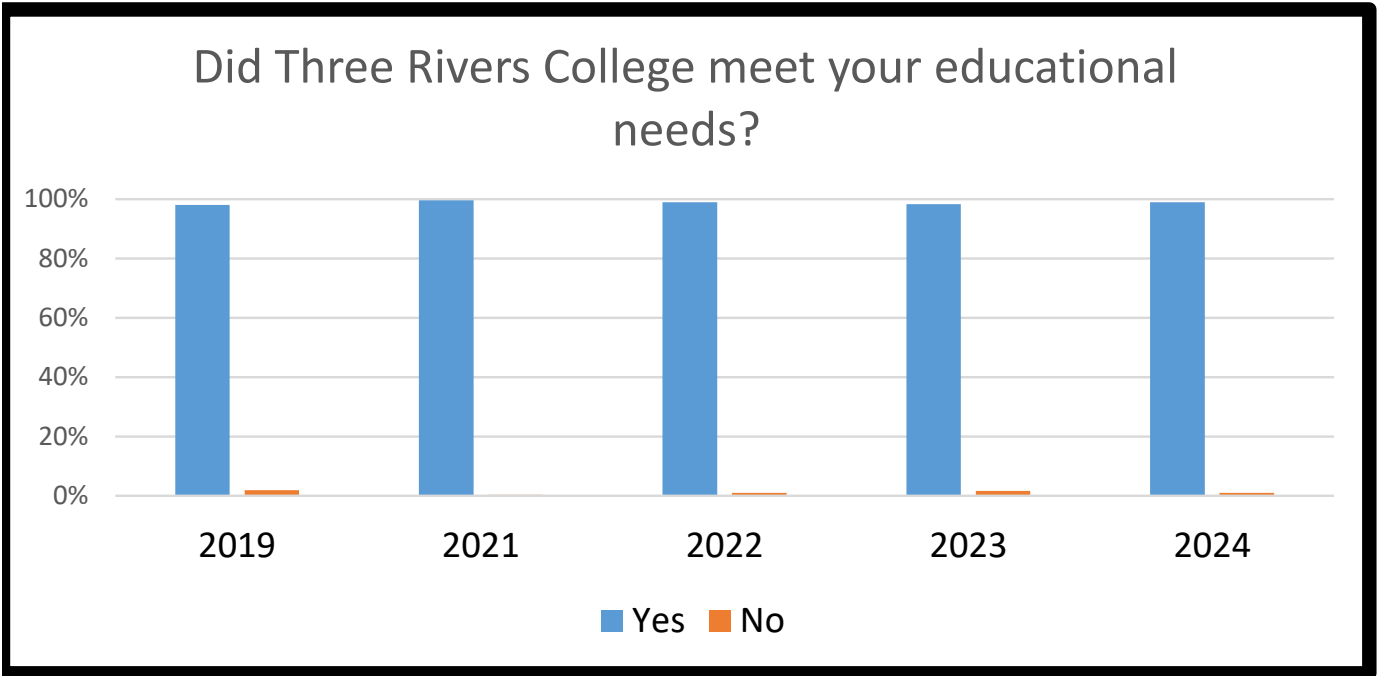
	2019	2021	2022	2023	2024
Total # of Responses	261	256	199	248	221
Yes	96%	100%	99%	97%	99%
No	4%	0%	1%	3%	1%

Were you satisfied with the quality of instruction in your major area of study? If No, please explain.

2024

The course was difficult to succeed as an online course

Three Rivers College
 Graduation Survey Trend Data 2019-2024



Did Three Rivers College meet your educational needs?					
	2019	2021	2022	2023	2024
Total # of Responses	261	256	199	248	221
Yes	98%	100%	99%	98%	99%
No	2%	0%	1%	2%	1%

Did Three Rivers College meet your educational needs? If No, please explain.

2024
I don't need this to be a lineman, just did it to please family.
50/50

Please share how we can improve the student experience at Three Rivers College.

2024
Nothing at this time. I had a great experience at TRC!
I enjoyed it for the most part, good experience for sure.
Better tutoring
It was fine for me
Nothing it was great
Honestly, I would just provide more warning when you change your website format. I'm an online student and i memorized where every was, and then the next moment it would change. It really through me for a loop sometimes.
It's great
Make survey shorter.
Maybe to offer different programs
I think Three Rivers College was great. It was a great way to start my college journey.
Update computers at Kenneth Center. They were ridiculously slow & too many computers there that did not work.
Doing Great!!!
None; I had an amazing experience.
I overall enjoyed my time here at Three Rivers College. I was able to do all the courses that I needed in order to pursue my future career goal as an author with an Associate of Arts degree for English. While I am unsure if I may eventually pursue my bachelor's degree at a four year college, I would recommend Three Rivers College to any future students.
My experience at TRCC was 10/10. I appreciate all of the instructions who helped me along the way.
N/A it's all over the top
Add Animal Science program and guidance.
thank you
It was great
Daycare options for mothers to attend campus
I can think of no improvements to be made.
Nothing! You guys are great!!!!
My professors in Philosophy classes for the degree are exceptional!
Keep doing what you're doing, the experience was great!
I really have enjoyed my time here so far and am excited to complete my career. I would like for easier financial aid options.
Please look at the students personal life while signing up for classes. If a student is failing, let the student drop.
Haley and Kathy were excellent to work with and very helpful!!
Better accessibility for disabled students. For example, wheelchair users.
I absolutely loved my instructors and advisors, everyone was amazing
The instructors are amazing and they go in depth in the teaching material, especially Mr. Giossi.

Published by:
Office of Institutional Effectiveness
Three Rivers College
2080 Three Rivers Blvd.
Poplar Bluff, MO 63901
(573) 840-9007